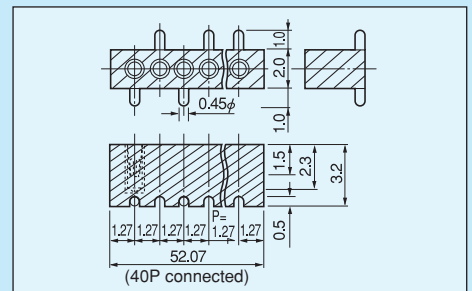

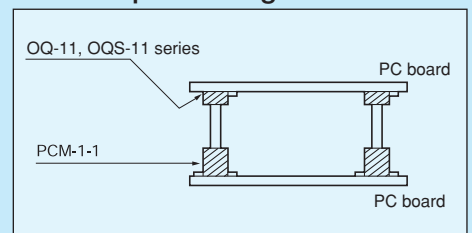


**Vertical type connection socket for surface mounting [Pitch: 1.27 mm] [Part number: PCM-1-1] (10pcs/pack)**

- This socket is vertical type for surface mounting.
- 40 pins are connected with a pitch of 1.27 mm.
- We will deliver by the desired number of poles.
- By combining with OQ-11 or OQS-11 series, printed boards can be mounted by two-tiered installation.
- Material
  - Socket part Body: Brass
  - Contact part: Beryllium copper
  - Resin part: PCT black (UL94V-0)
- Finish
  - Socket part Body: Tin plating over nickel base
  - Contact part: Gold plating over nickel base
- Specification
  - Rated current: 1A
  - Rated voltage: 125V AC, DC
  - Withstand voltage: 500V AC, DC per minute
  - Insulation resistance: 500MΩ or over
  - Contact resistance: 10mΩ or less
  - Insertion / removal frequency: 100 times or over
  - Insertion forces: 30g or over (per pin)
  - Removal forces: 30g or over (per pin)
  - Adaptive male pin diameter: φ 0.35 to φ 0.47
  - Operating temperature range: -40 to +125°C



**Example of usage**



**Part number: PCM-1-1**

**How to order**

PCM-1-1-10P


Please fill in the desired number of poles.  
(If the number is not specified, we will deliver by 40P.)

**Instructions for mounting**

In the case that a warpage occurs on the resin part during reflow because many pins are connected for use, apply an adhesive to several positions.

**Vertical type socket for surface mounting (with placement) [Pitch: 1.27 mm] [Part number: PCS-1-1] (10pcs/pack)**

- This is the type with the positioning sockets attached to PCM-1-1 described above.  
(In the same manner as the face mounting socket, the positioning sockets can be electrically used.)
- The specification is same as PCM-1-1.

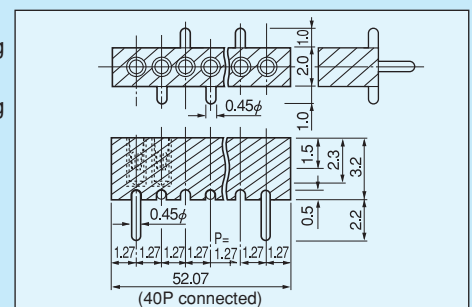
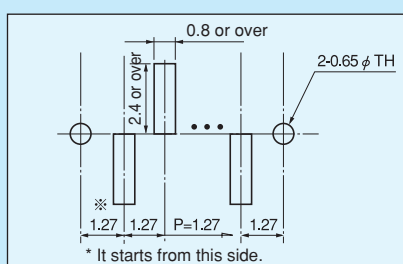


**How to order**

PCS-1-1-10P

Please fill in the desired number of poles.  
(Please fill in the number of poles including the positioning sockets.)  
(With 8P as the face mounting socket and 2P as the positioning socket)  
(Maximum number: 40 P)

**Recommended land diameter**



**Instructions for mounting**

In the case that a warpage occurs on the resin part during reflow because many pins are connected for use, apply an adhesive to several positions.

For surface mounting