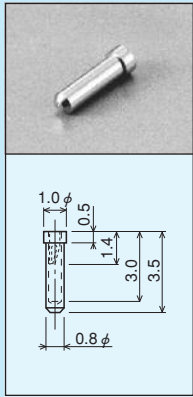


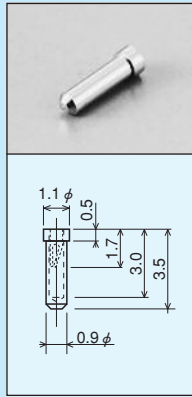
Socket pin [PD series] (100pcs/pack)

- Please use this item after checking the adaptive male pin diameter.

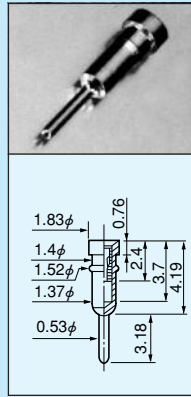
Part number	Plating specification		Adaptive male pin diameter (ϕ)	Male pin inserting depth	Printed board fitting hole diameter (ϕ)	
	Contact	Body				
PD-01	Gold	Gold	0.15 to 0.23	3.0	0.9	
PD-05	Gold	Gold	0.23 to 0.30	3.0	1.0	
PD-1	Gold	Tin	0.45 to 0.6	3.7	0.6	
PD-10	Gold	Gold	0.45 to 0.6	3.7	0.6	
PD-2	Gold	Gold	0.45 to 0.6	4.1	1.0	
PD-4	Gold	Tin	0.45 to 0.6	3.7	1.4	
PD-40	Gold	Gold	0.45 to 0.6	3.7	1.4	
PD-6	Gold	Tin	0.40 to 0.54	3.7	0.6	
PD-60	Gold	Gold	0.40 to 0.54	3.7	0.6	
PD-7	Gold	Tin	0.40 to 0.51	3.1	1.0	
PD-70	Gold	Gold	0.40 to 0.51	3.1	1.0	
PD-8	Gold	Tin	0.40 to 0.51	3.9	0.9	
PD-80	Gold	Gold	0.40 to 0.51	3.9	0.9	
PD-9	Gold	Tin	0.4 to 0.5	3.8	0.5 to 0.6	
PD-90	Gold	Gold	0.4 to 0.5	3.8	0.5 to 0.6	
PD-91	Gold	Tin	0.4 to 0.5	3.8	0.5 to 0.6	
PD-910	Gold	Gold	0.4 to 0.5	3.8	0.5 to 0.6	
PD-11	Gold	Tin	0.25 to 0.45	2.6	0.5	
PD-12	Gold	Tin	0.35 to 0.50	3.0	1.0	
PD-13	Gold	Tin	0.35 to 0.50	Free	1.0	The bottom is pierced.
PD-14	Gold	Gold	0.35 to 0.50	Free	1.0	Electric wire can be crimped on the opposite side.
PD-31	Gold	Tin	0.65 to ϕ 0.85, 0.64 [□]	5.8	0.7	
PD-310	Gold	Gold	0.65 to ϕ 0.85, 0.64 [□]	5.8	0.7	
PD-51	Gold	Tin	0.45 to 0.6	4.0	1.5	A male pin can be inserted from the both directions.
PD-61	Gold	Tin	0.6 to 0.8	4.2	0.7	
PD-61A	Gold	Tin	0.6 to 0.8	4.3	0.7	
PD-62	Gold	Tin	0.6 to 0.8	4.2	1.8	
PD-63	Gold	Tin	0.6 to 0.8	4.5	2.1	A male pin can be inserted from the both directions.
PD-66	Gold	Tin	0.6 to 0.8	Free	1.8	The bottom is pierced.
PD-71	Gold	Tin	0.8 to 1.0	5.0	0.9 to 1.0	
PD-72	Gold	Tin	0.8 to 1.0	5.0	2.3	
PD-73	Gold	Tin	0.8 to 1.0	4.5	2.3	A male pin can be inserted from the both directions.
PD-74	Gold	Tin	0.8 to 1.0	5.0	0.9 to 1.0	
PD-77	Gold	Tin	0.8 to 1.0	Free	2.3	The bottom is pierced.
PD-131	Gold	Tin	1.2 to 1.45	6.0	3.0	
PD-132	Gold	Tin	1.2 to 1.45	6.0	3.0	
PD-133	Gold	Tin	1.2 to 1.45	Free	3.0	The bottom is pierced.
PD-151	Gold	Gold	1.3 to 1.6	6.0	3.3	
PD-152	Gold	Gold	1.3 to 1.6	6.0	3.3	
PD-155	Gold	Gold	1.3 to 1.6	Free	3.3	The bottom is pierced.
PD-191	Gold	Tin	1.7 to 2.1	6.5	3.8	
PD-192	Gold	Tin	1.7 to 2.1	6.5	3.8	
PD-193	Gold	Gold	1.7 to 2.1	6.5	2.2	
PD-194	Gold	Gold	1.7 to 2.1	6.5	2.2	
PD-199	Gold	Tin	1.7 to 2.1	Free	3.8	The bottom is pierced.
PDS-510	Gold	Gold	0.45 to 0.6	3.3	—	Recommended land diameter for surface mounting: ϕ 2.0 or over



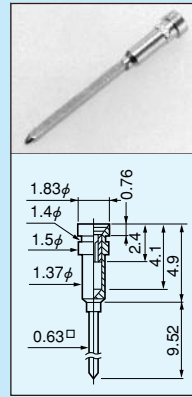
PD-01



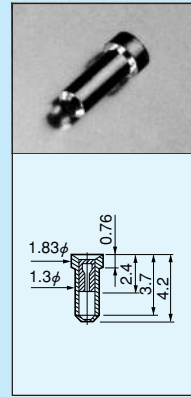
PD-05



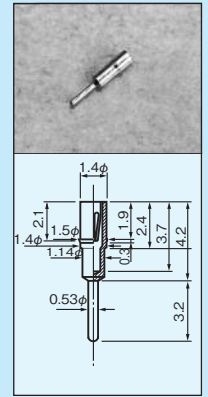
PD-1
PD-10



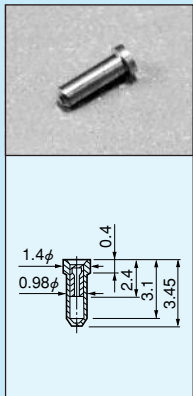
PD-2



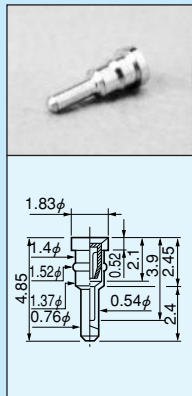
PD-4
PD-40



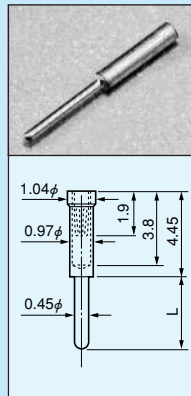
PD-6
PD-60



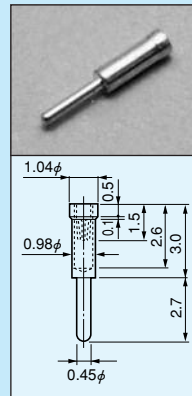
PD-7
PD-70



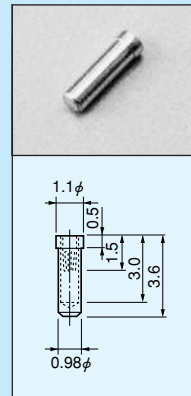
PD-8
PD-80



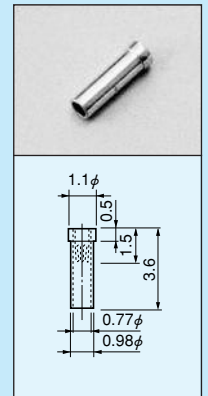
PD-9,90...L=4.57
PD-91,910...L=10.16



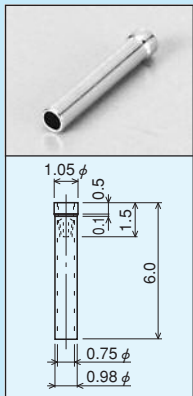
PD-11



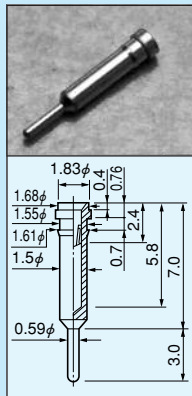
PD-12



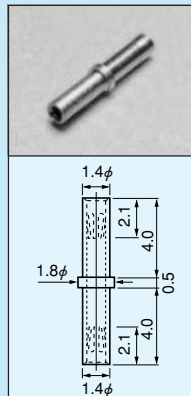
PD-13
(The bottom is pierced.)



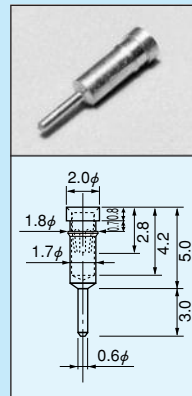
PD-14
(Electric wire can be crimped on one side.)



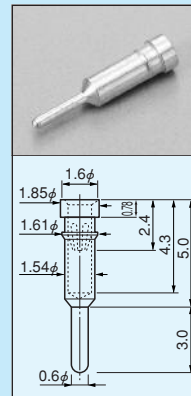
PD-31
PD-310



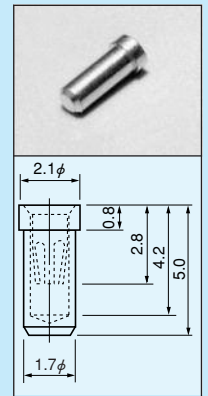
PD-51
(A male pin can be inserted from the both directions.)



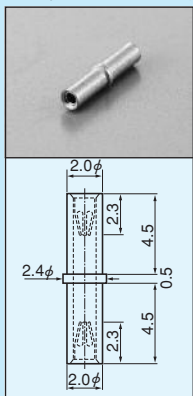
PD-61



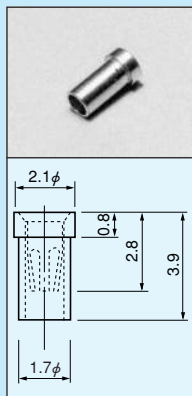
PD-61A



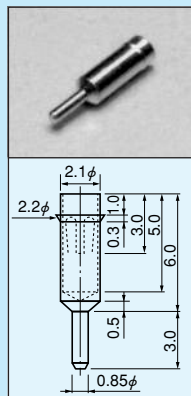
PD-62



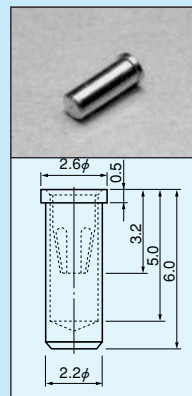
PD-63
(A male pin can be inserted from the both directions.)



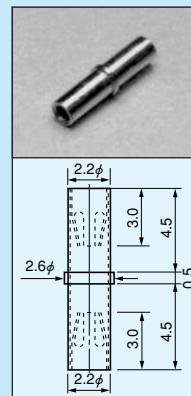
PD-66
(The bottom is pierced.)



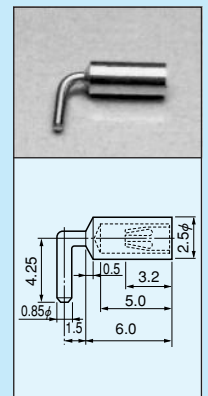
PD-71



PD-72

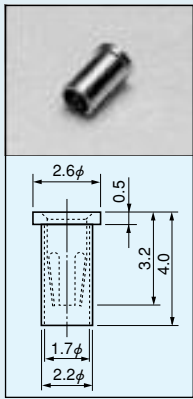


PD-73
(A male pin can be inserted from the both directions.)

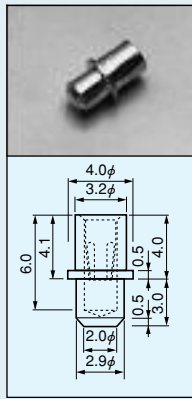


PD-74

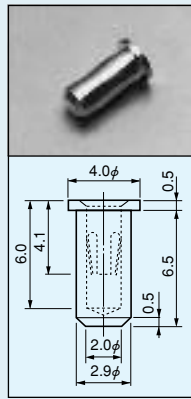
Socket pin



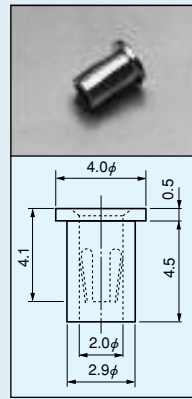
PD-77
(The bottom is pierced.)



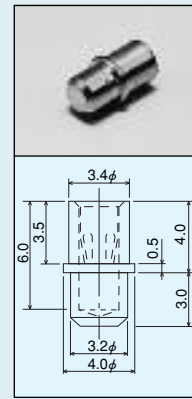
PD-131



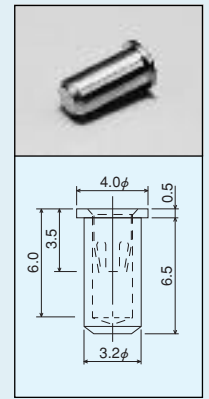
PD-132



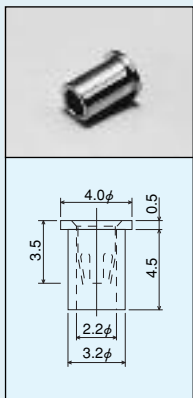
PD-133
(The bottom is pierced.)



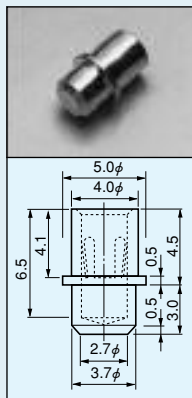
PD-151



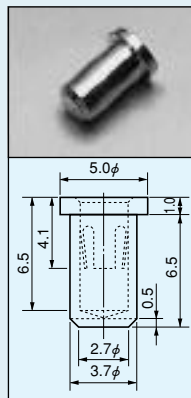
PD-152



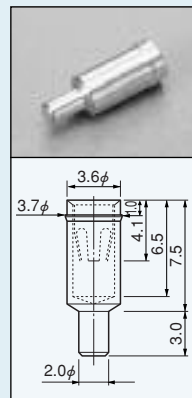
PD-155
(The bottom is pierced.)



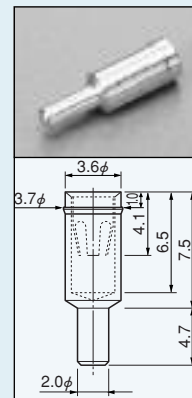
PD-191



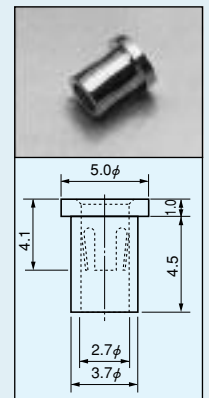
PD-192



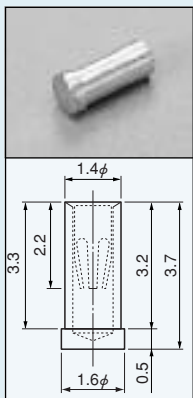
PD-193



PD-194



PD-199
(The bottom is pierced.)



PDS-510

Item	Part number	PD-01	PD-05	PD-1	PD-2	PD-40	PD-60	PD-70	PD-80	PD-90	PD-910	PD-10	PD-11	PD-12	PD-13
Rated Current (A)		1	1	1	1	1	1	1	1	1	1	1	1	1	1
Contact Resistance		10 mΩ or Less													
Operating Temperature Range		-40 to +125°C													
Insertion / Removal Frequency		100 times or over													
Insertion Forces (g or over)		10	10	70	70	70	70	50	70	20	20	70	50	20	20
Removal Forces (g or over)		10	10	70	70	70	70	50	70	20	20	70	50	20	20
Material		Inner contact: Beryllium Copper Body: Brass													

Item	Part number	PD-14	PD-310	PD-51	PD-61	PD-61A	PD-62	PD-63	PD-66	PD-71	PD-72	PD-73	PD-74	PD-77	PD-131
Rated Current (A)		1	3	1	5	3	5	5	5	5	5	5	5	5	15
Contact Resistance		10 mΩ or Less													
Operating Temperature Range		-40 to +125°C													
Insertion / Removal Frequency		100 times or over													
Insertion Forces (g or over)		20	50	70	150	70	150	150	150	150	150	150	150	150	100
Removal Forces (g or over)		20	50	70	150	70	150	150	150	150	150	150	150	150	100
Material		Inner contact: Beryllium Copper Body: Brass													

Item	Part number	PD-132	PD-133	PD-151	PD-152	PD-155	PD-191	PD-192	PD-193	PD-194	PD-199	PDS-510
Rated Current (A)		15	15	15	15	15	20	20	20	20	20	1
Contact Resistance		10 mΩ or Less										
Operating Temperature Range		-40 to +125°C										
Insertion / Removal Frequency		100 times or over										
Insertion Forces (g or over)		100	100	100	100	100	150	150	150	150	150	70
Removal Forces (g or over)		100	100	100	100	100	150	150	150	150	150	70
Material		Inner contact: Beryllium Copper Body: Brass										

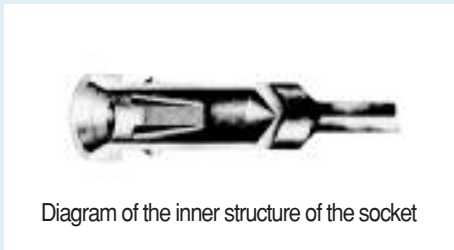


Diagram of the inner structure of the socket

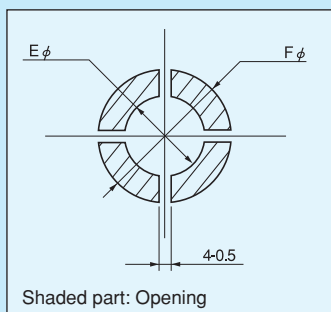
Socket pin [PD series] Taping type

- The following socket pins are stored in the tape.
Automatic mounting can be used.
- Please use the mounter of automatic recognition function type.
- The product specification is the same as that of PD series.

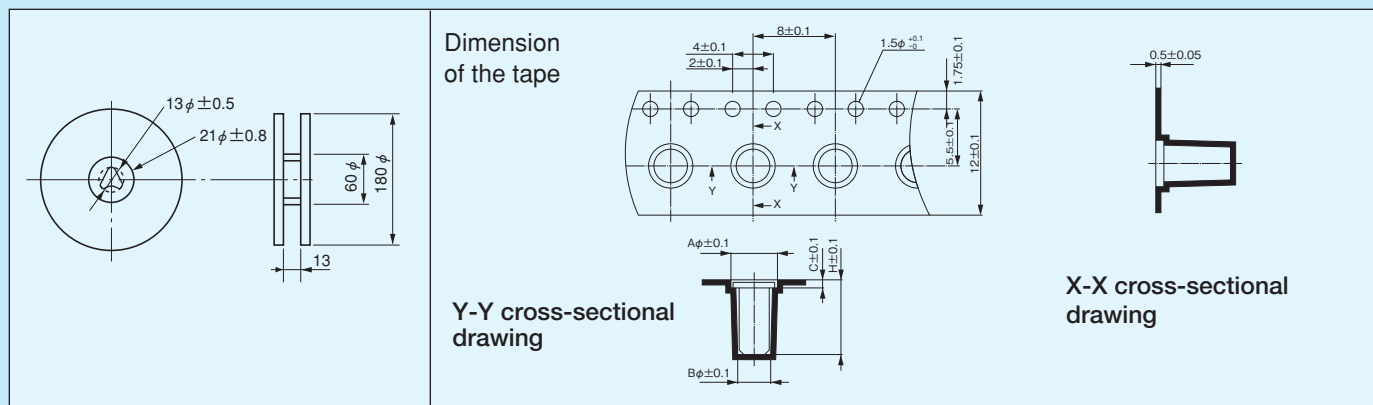


Part number	A	B	C	H	Recommended fitting TH diameter (φ)	Land diameter	Metal mask		Package
					+0.1 -0		φ E	φ F	
PD-4-T	2.13	1.52	1.06	4.5	φ 1.5	φ 2.5	φ 1.5	φ 2.5	400pcs/reel
PD-40-T	2.13	1.52	1.06	4.5	φ 1.5	φ 2.5	φ 1.5	φ 2.5	400pcs/reel
PD-7-T	1.7	1.13	0.7	3.75	φ 1.1	φ 2.0	φ 1.1	φ 2.0	500pcs/reel
PD-70-T	1.7	1.13	0.7	3.75	φ 1.1	φ 2.0	φ 1.1	φ 2.0	500pcs/reel
PD-62-T	2.4	1.9	1.1	5.3	φ 1.9	φ 3.0	φ 1.9	φ 3.0	350pcs/reel
PD-72-T	2.9	2.4	0.8	6.3	φ 2.4	φ 3.5	φ 2.4	φ 3.5	300pcs/reel
PD-132-T	4.3	3.1	0.8	7.3	φ 3.2	φ 5.0	φ 3.2	φ 5.0	250pcs/reel

Recommended metal mask



Dimension of the reel



Socket pin