

Connector for surface mounting

HH-1 series


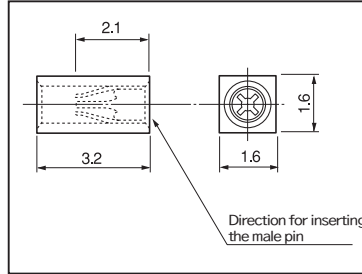
- This is a super-small connector that can be fit on a surface mounting board.
- As signal lines can be separately taken out by using this product, collection of patterns are not necessary and the pattern design can be easily carried out.
- It can be fit vertically, horizontally and in any directions.
- Two types (bulk package type for manual operation and the type with embossed tape for automatic insertion) are available.

• Material

Body: Brass
Contact: Beryllium copper

• Finish

HH-1-G: Body: Gold plating over nickel base
Contact part: Gold plating over nickel base
HH-1-S: Body: Tin plating over nickel base
Contact part: Gold plating over nickel base




• Specification

Rated current	1A
Contact resistance	10m Ω or less
Operating temperature range	- 40 to + 125°C
Insertion/removal durability	100 cycles
Insertion forces	70g or over
Removal forces	70g or over


• Adaptive male pin diameter: φ 0.45 to φ 0.6

■ Part No.

Part No.	Package
HH-1-G	Bulk (100pcs/pack)
HH-1-G-P	Magazine (100pcs/pack)
HH-1-G-T	Reel (2000pcs/reel)
HH-1-S	Bulk (100pcs/pack)
HH-1-S-P	Magazine (100pcs/pack)
HH-1-S-T	Reel (2000pcs/reel)



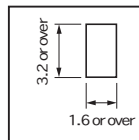
When the male pin HJ-1 is used



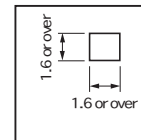
When HJ-1 and HH-1-R (metal lock fitting) are used

■ Recommended land information

• For horizontal fitting




• For vertical fitting

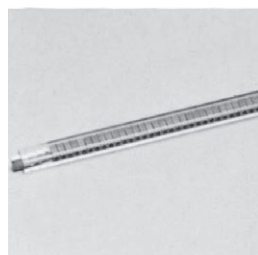


■ Instructions for use

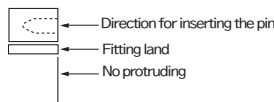
- Please pay attention to the direction for inserting the pin.
- In the case of vertical fitting, please pay special attention to creeping up of the flux and wash well.



HH-1-□-T
(tape-and-reel)



HH-1-□-P
(with magazine)



Please design the fitting land in the direction of inserting to prevent protruding from HH-1.
(To avoid creeping up of solder)

