
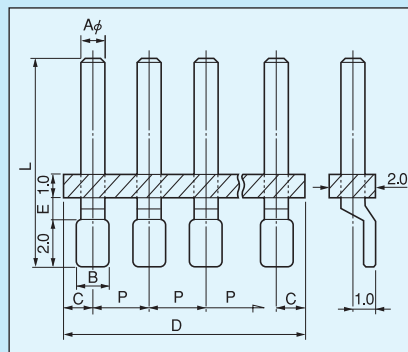


Connection terminal for surface mounting (parallel type) [HD series] (10pcs/pack)

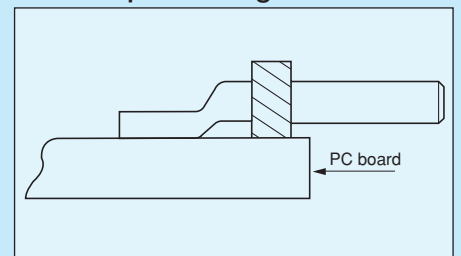
- This can be fit in parallel to a surface mounting board.
- This is used for a power supply module leg, etc. of aluminum board, ceramic board, iron board, etc.
- Please cut to the desired number of poles and use.
- Material
Pin part: Brass
Resin part: PCT black (UL94V-0)



- Finish
Pin part: Gold plating over nickel base
- Specification
Rated current: 2A (HD-1 series)
3A (HD-2 series)
5A (HD-4 series)
Rated voltage: 125V AC, DC
Withstand voltage: 1000V AC, DC per minute
700V AC, DC per minute
(HD-□-1□series only)
Insulation resistance: 500MΩ or over



Example of usage



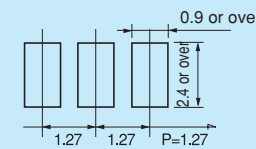
How to order

HD-1-11-10P

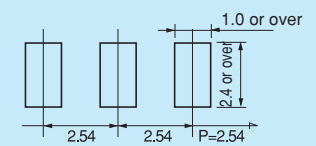
Please fill in the desired number of poles.
* If the number of pins is not specified, we will deliver by the maximum number of pins connected.

Recommended land diameter

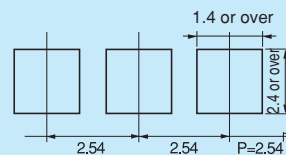
- HD-1-1□ series
- HD-2-1□ series



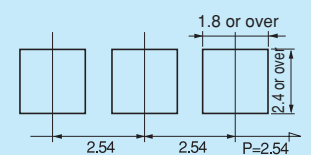
- HD-1-3□ series



- HD-2-3□ series



- HD-4-3□ series



Part number	A	B	C	D	E	L	P	Number of pins connected
HD-1-11	0.45	0.7	0.635	50.8	1.0	9	1.27	40
HD-1-12	0.45	0.7	0.635	50.8	1.0	12	1.27	40
HD-1-13	0.45	0.7	0.635	50.8	1.0	14	1.27	40
HD-1-31	0.45	0.7	1.27	50.8	1.0	9	2.54	20
HD-1-32	0.45	0.7	1.27	50.8	1.0	12	2.54	20
HD-1-33	0.45	0.7	1.27	50.8	1.0	14	2.54	20
HD-2-11	0.6	0.7	0.635	50.8	1.0	9	1.27	40
HD-2-12	0.6	0.7	0.635	50.8	1.0	12	1.27	40
HD-2-13	0.6	0.7	0.635	50.8	1.0	14	1.27	40
HD-2-31	0.6	1.0	0.635	49.53	1.0	9	2.54	20
HD-2-32	0.6	1.0	0.635	49.53	1.0	12	2.54	20
HD-2-33	0.6	1.0	0.635	49.53	1.0	14	2.54	20

Part number	A	B	C	D	E	L	P	Number of pins connected
HD-4-31	1.0	1.4	1.27	50.8	1.3	9	2.54	20
HD-4-32	1.0	1.4	1.27	50.8	1.3	12	2.54	20
HD-4-33	1.0	1.4	1.27	50.8	1.3	14	2.54	20

Instructions for mounting

In the case that a warpage occurs on the resin part during reflow because many pins are connected for use, apply an adhesive to several places.